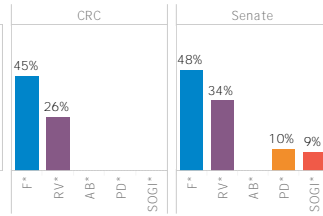
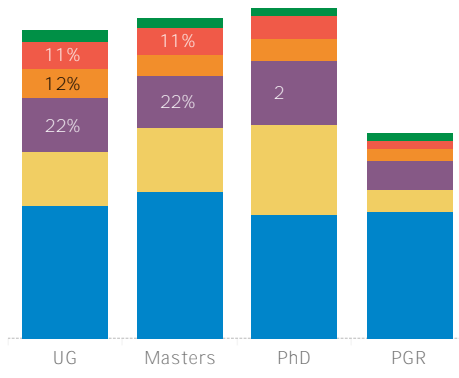


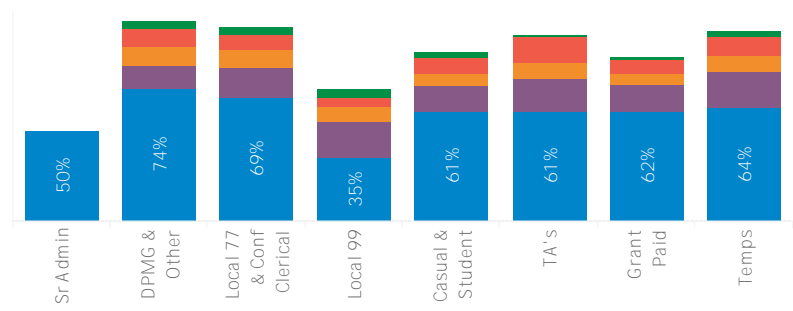

	9	#0?@=9	.	#'	!	\$z'/'	fl	Z\$	i fl	/Z%	
&*	15,682	77%	8,529	2,627	549	1,452	1,320	797	241	218	3,512
! , >?0=>	3,128	81%	1,876	548	102	212	283	138	27	30	830
! 3'	758	86%	385	172	18	56	65	38	3	8	281
! '#	649	60%	337	47	10	20	13	10	1		58
' = 9/ % ? , 7	xvixv}	}-*	wlxv}	yly€z)€	w}zv	w} -w	€-y	x)x	x{	z -w
&*' " 02=00										33	728
! , >?0=>' 02=00										17	423
' : , ? , = ' 02=00											31
' = 9/ % ? , 7										{v	wlxv-x

--	--	--





UG Degree | Ma



9 #0?@=9 ,s #' s fls Ž \$s s t fls !' s \$Z' /s /Z %L

, >@ 7F \$?@/09?

* ! ! ' F Ž ?30=

., .@?D' &! " 1 %

., .@?D" ,

., .@?D1 0/' : 9?' %

., .@?D1 0/' : 9?! %

., .@?D Ž : 9&94 9' %

., .@?D Ž : 9&94 91 %

., .@?D &9' , 4'

* &9999! 4%

Ł: ., 7) } F' : 91' 70=4, 7

Ł: ., 7€€

! : >?/ : . >

\$= /8 49

%! f%

%08 ; >

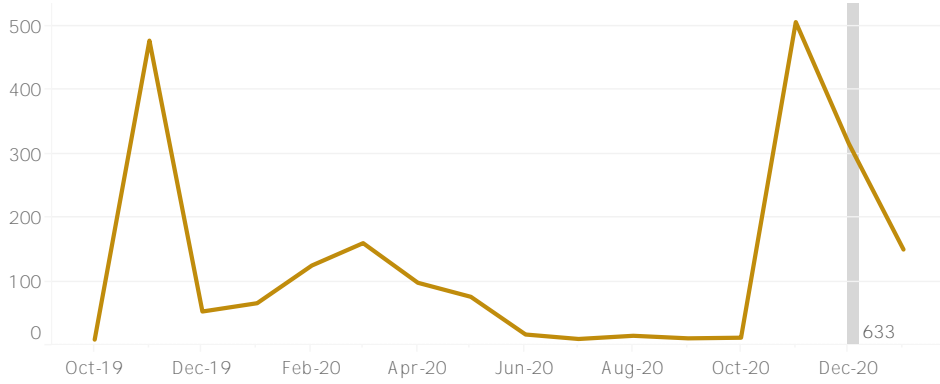
~ = 9/ % 1 9



Be Counted Census Activity

Student and employee census, does not include recruitment or admissions data.

Student Campaign



2020

2019

2018

2017

2016

2015

